

9101 Series Recessed LED Downlight



Features

- 50.000 hrs L70 performance
- Flicker-free
- 15, 24, 36, 48, 60 beam angle anodized aluminum reflector
- Tempered glass
- Up to %50 energy saving
- 220-240V input voltage
- Active PFC >0.9 and THD < %10 with input filtering circuits
- EN60598 compliant
- 3000K, 4000K, 6500K, CRI >80
- Cut-out diameter Ø130mm

Applications

- Accent lighting

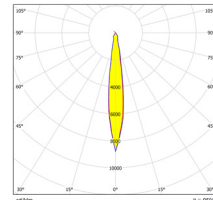
Options

- 2700K, 3000K 90CRI, Pure White
- Custom paint based on customer RAL color code
- 1hr, 3hrs emergency kit option
- DALI

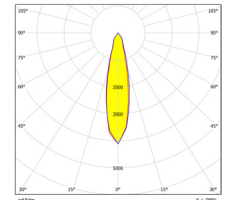
Product ID	Power	Light Flux	Weight
9101-119	20.0W	1950LM	600gr
9101-130	31.0W	3200LM	600gr
9101-140	36.0W	3700LM	700gr

IK05 IP40 CE 850°C

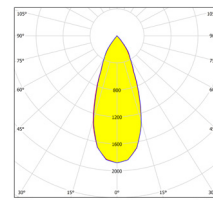
Light Distributions



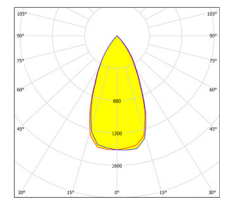
15 degree



24 degree

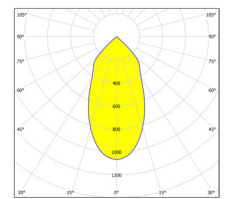
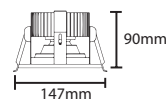


36 degree



48 degree

Dimensions



60 degree